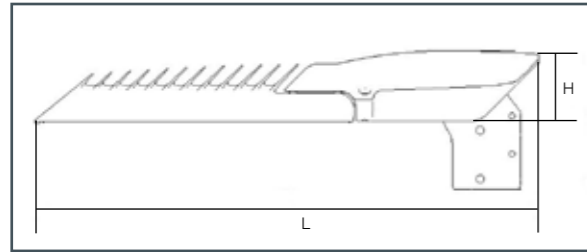
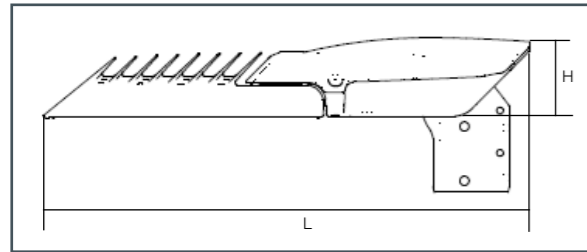


# CROSS-WALK

## DIMENSIONS



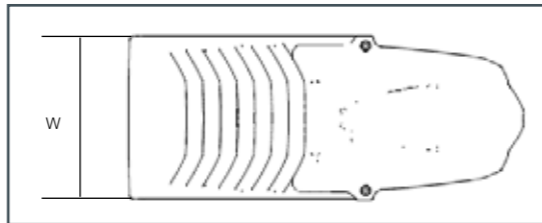
CROSS-WALK



CROSS-WALK 4M

## DIMENSIONS

	CROSS-WALK	CROSS-WALK 4M
L	851 mm	736 mm
W	304 mm	304 mm
H	122 mm	122 mm



## TECHNICAL DETAILS

<b>Housing</b>	cast aluminium, powder-coated
<b>Color</b>	standard: silver-gray RAL 9006 other colors upon request
<b>CCT / CRI</b>	4100 K / 65 4000 K / 75 3000 K / 85 5700 K / 75
<b>Operating temp.</b>	-40° to +50°C
<b>Operating voltage</b>	230V AC 50 Hz; +10% / -10% area of operation 174-260 V

<b>Ingress</b>	IP66 acc. to EN60598
<b>Protection class</b>	SK II acc. to EN60598
<b>Impact resistance</b>	IK 08 acc. to EN50102 / EN62262
<b>Mounting</b>	pole top or side entry, bracket diameter 42 to 76 mm penetration 120 mm
<b>Weight</b>	CROSS-WALK: 14 kg CROSS-WALK 4M: 12 kg



## YOUR LOCAL CONTACT



## SWARCO FUTURIT

SWARCO FUTURIT is the leading global player in LED-based signaling technology. The company specialises in traffic lights, variable message signs, street lighting and railway signals using the very latest developments in light emitting diode (LED) technology offering ecological friendliness and the advantages of low failure rate, energy-saving and a long operating life.

Customers in over 60 countries around the world rely on the outstanding quality of SWARCO FUTURIT products, made in Austria to the highest standards and supporting road safety and improved traffic flows.

**SWARCO FUTURIT**  
Verkehrssignalsysteme GesmbH



## CROSS-WALK LED PEDESTRIAN LUMINAIRE

ENHANCED SAFETY AT PEDESTRIAN CROSSINGS THANKS TO SUPERIOR LED TECHNOLOGY

SWARCO FUTURIT, world leader in the development and production of LED traffic signal heads, has extended its FUTURLUX street lighting product portfolio by a novel LED light for pedestrian crossings. FUTURLUX CROSS-WALK sets new standards in terms of safety and energy saving due to the use of an optimized reflector system combined with efficient high power LEDs.

## HIGH VISIBILITY FOR SAFETY

With FUTURLUX CROSS-WALK each pedestrian becomes fully identifiable as a person and not just as a silhouette. Pedestrian crossings have to be illuminated at night, at dusk and when visibility is poor. With FUTURLUX CROSS-WALK, pedestrians get significantly enhanced visibility and conspicuity at zebra crossings thanks to being laterally illuminated out of each traffic flow direction. The pedestrians become optimally visible due to their contrast against the background created by the laterally shed light.



CROSS-WALK



CROSS-WALK 4M

# CROSS-WALK

## Key Benefits

- no run up time after switching on
- constant luminous flux even after several years of operation
- energy saving thanks to use of high power LEDs with min. 160 lm/W
- luminous flux packages adjustable to individual use case
- optimized thermal management ensures least possible LED degradation
- no internal contamination and reduced maintenance costs due to sealed LED unit
- available light color : 4000K, 3000K, 5700K
- dark sky friendliness
- technical requirements at pedestrian crossings in left-hand traffic are the same
- up to a total width of 13m (road and waiting area) the required limits can be achieved with 80W total power of one luminaire

## Specific lighting regulations for pedestrian crossings

Pedestrian crossings and waiting areas – which are regarded as critical traffic spots – are subject to specific lighting regulations.

For example the following values are common:

- the central vertical illuminance on the central axis of the pedestrian crossing is at least 40 lux
- the vertical illuminance on the pedestrian crossing and the waiting area must not be below 5 lux at any point

## General luminaire arrangement at pedestrian crossings

	Symbol	Value
maintained value of the vertical luminance on the central axis of the pedestrian crossing	$E_v$	$\geq 40 \text{ lx}$
maintained value of the vertical luminance on all waiting areas and on the whole pedestrian crossing	$E_{v \text{ min}}$	$\geq 5 \text{ lx}$

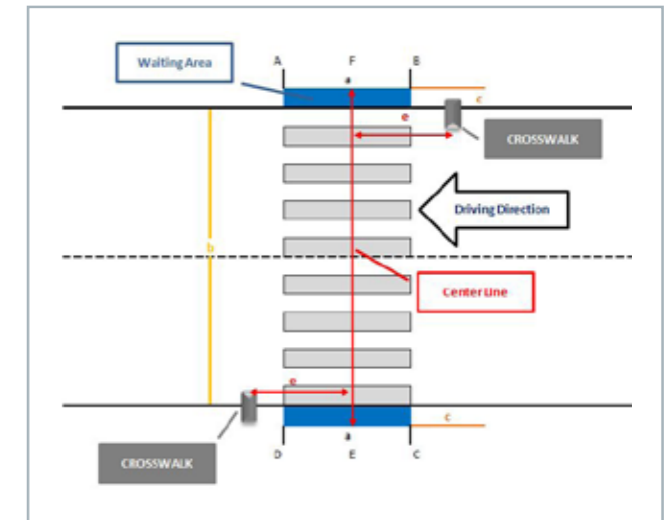


according to EN13201, ÖNORM 01051

## CROSS-WALK APPLICATION EXAMPLES

### CROSS-WALK

Reference Points	Minimum Values
Center Line E - F	$E_m > 40 \text{ lx}$
Area A, B, C, D	$E_v \text{ min. } 5 \text{ lx}$
Values in [m]	
a	3
b	14
c	1
e	4
Mounting Height	7
Values in [lx]	
Center Line E - F	$E_m = 52$
Area A, B, C, D	$E_v = 20-84$
Systempower [W]	
CROSSWALK	80
CROSSWALK	80



### CROSS-WALK 4M

Reference Points	Minimum Values
Center Line E - F	$E_m > 40 \text{ lx}$
Area A, B, C, D	$E_v \text{ min. } 5 \text{ lx}$
Values in [m]	
a	3
b	6
c	1
e	3,2
Mounting Height	6
Values in [lx]	
Center Line E - F	$E_m = 55$
Area A, B, C, D	$E_v = 20-79$
Systempower [W]	
CROSSWALK-4M	56
CROSSWALK-4M	56

